



AMERICAN CRAFTED SINCE 1972

2022



To Our Valued Customers,

As 2021 comes to a close, it is with renewed resolve, a fresh sense of optimism and tremendous excitement that we look forward to 2022. This sentiment is reinforced with the reminder that this year will be the 50th year that Accurate Lock has been in business.

I'd like to take a moment to reflect on what the last 50 years of running Accurate Lock has meant to me. First and foremost, it has been my privilege and honor to be able to work with the finest people in the architectural door hardware industry from all over the world. My wife, Joanne, and I started this business with three part-time employees and an unwavering commitment to satisfying every customer, every time. The business has since grown to over 110 employees who are the lifeblood of our company. It has been my pleasure and the source of an incredible sense of pride to see them build careers, families and achieve the American dream while employed at Accurate Lock.

It always has and continues to be extremely enjoyable to provide hardware solutions to meet the ambitious challenges and requirements of our most discerning clients. Some of our notable projects that are particularly memorable to me are the Diet Building in Tokyo, the House of Commons in Ottawa, Canada, the Justice Department, and the White House,. However, equally rewarding is the compilation of thousands of smaller "jobs" that are performed as part of the daily grind and that require our team to pool all their resources and execute sound solutions under tight deadlines. This is truly the rhythm and heartbeat that makes the Accurate experience unique.

Today, under the extremely qualified leadership of my sons, Reed and Rodd, with my oversight, Accurate will strive to continue offering the highest quality with the finest service of our "Made in America" hardware products.

Again, thank you for all the trust and confidence you have bestowed on us.

Wishing you all the best in 2022 and beyond,

Ronald M. Salvatore
Founder + Chairman

1972 to



2022



Began operating as a subcontractor of Yale + Towne making specialty locks



Accurate was commissioned to make custom high security institutional locks for Attica prison in response to the 1971 riots



First Narrow Backset Mortise Lock developed (8500 Series)



Diet Building in Tokyo, Japan

1960

1972

1978

1981

1985

1986

1987



Accurate Lock & Hardware was founded as an independent lock manufacturer

After working as subcontractors of Yale and Towne, Ron established the business as its own entity focused on making anything custom for a door with only 3 part time people and himself



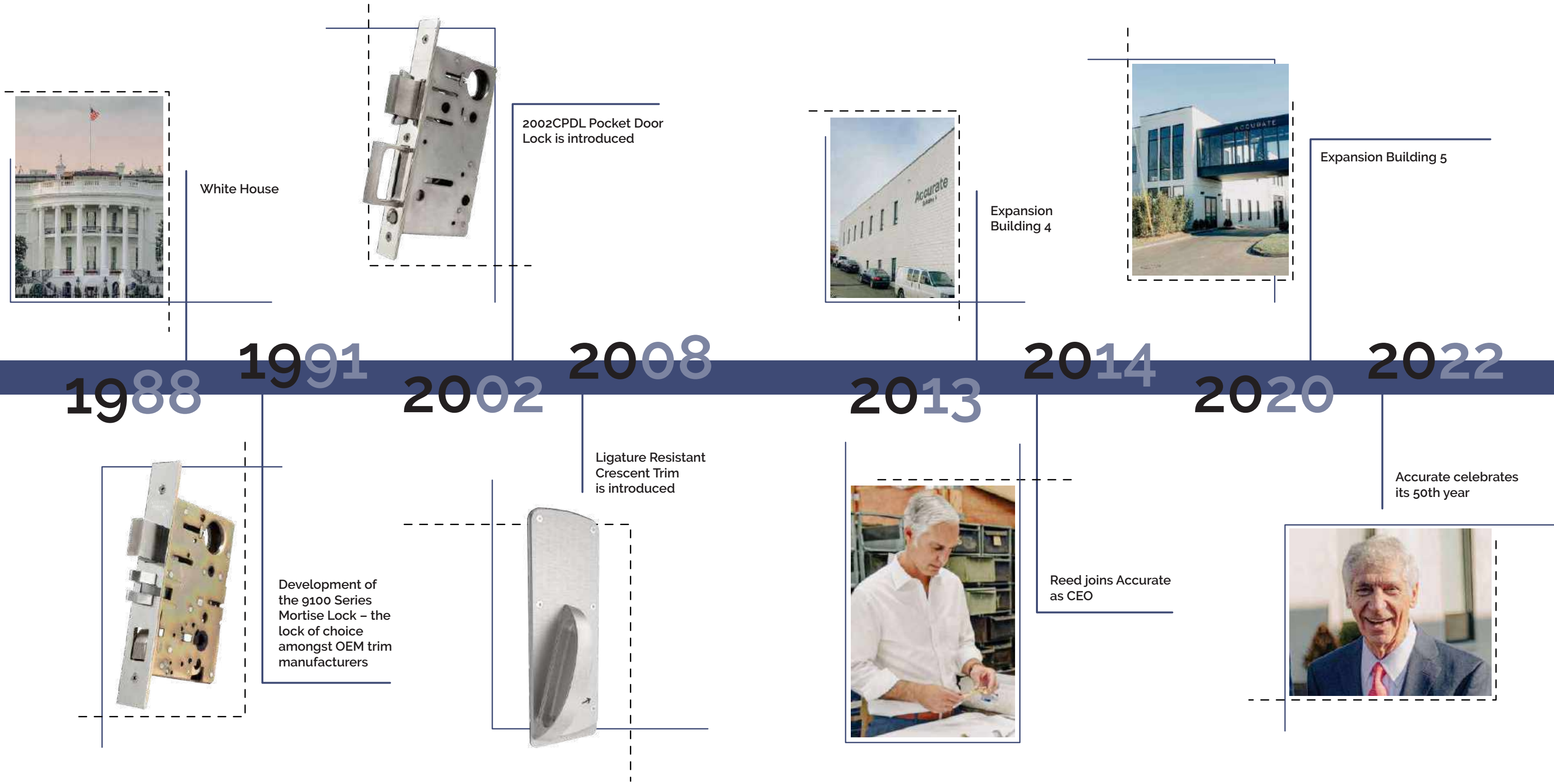
Construction complete on new building



Iraq International Airport



IBM HQ



Accurate Through The Years

Accurate Lock expanding

Continued from B7

"Investing in our people and in our future workforce is important to us," said Salvatore, not only represents more cultures.

product," said Johnstone, understanding why the Salvatores wanted to keep the business in the neighborhood. "The workforce counts for a lot. You can't make a quality product without quality employees."

There is a place for a like Accurate products, Condlin, president of the Stamford Chamber of Commerce, saying that there still is a place for manufacturing in Stamford. He said he is "happy surprised" about the company's expansion.



LINDSAY NIEGELBERG/STAFF PHOTOGRAPHER
Ronald Salvatore, owner of Accurate Lock and Hardware Co. in Stamford, CT

Stamford company secures reputation for topnotch locks

By Tom Gonsky
Stamford, Conn. — Accurate Lock and Hardware Co. has secured its reputation for topnotch locks. The company, which has been in business since 1974, is now expanding its operations to include the manufacture of custom architectural hardware. The company's reputation for quality and reliability has earned it a loyal customer base throughout the Northeast. The company's products are known for their durability and precision, and its commitment to customer service has helped it build a strong reputation in the industry.



Ronald M. Salvatore, president of Accurate Lock and Hardware Co.

ONLY YOU DO!

That's because we custom match and install all of your architectural hardware. You won't find our work at the world's best addresses.

ACCURATE LOCK AND HARDWARE CO.
Annie Place, Stamford, CT 06902
Manufacturers of custom locks and architectural hardware
Phone: 203/348-8865



At Accurate Even the Impossible Is Only a 48-Hour Turnaround!

"48 Hours? What're you joking?" Ron Salvatore looks at you from across a desk which is piled high with rush orders as he tries to ignore the hashing lights on his phone. He smiles. The president of Accurate Lock and Hardware Co., a Stamford, Connecticut-based fabricator of commercial, institutional, residential and specialty locks, strikes, pulls and custom architectural hardware advertises 48-hour turnaround as a matter of course.



Let me tell you about fast turnaround. Joe Piccoli, president of Architectural Hardware Co. in Wilmington, Delaware, is a tenant certificate needed custom doors or his company started right away. Some hefty penalties were levied. We had to get back to Delaware the next morning. No penalties, but we call when we have a problem. It seems like you're called to pull out all of your moment's notice. No one's worked at it since 1974, always coming in to say they're on our quality. It's one reason we've been hired to work. Mary Tyler Moore's home."

See Us At Booth 707



Accurate Lock and Hardware to expand, add staff

By Richard Lee
Accurate Lock and Hardware Co. is planning to expand its operations and add staff. The company, which has been in business since 1974, is now expanding its operations to include the manufacture of custom architectural hardware. The company's reputation for quality and reliability has earned it a loyal customer base throughout the Northeast. The company's products are known for their durability and precision, and its commitment to customer service has helped it build a strong reputation in the industry.



The Statue of Liberty / Ellis Island Restoration: A Special Feeling

When asked about Accurate Lock and Hardware's role in refurbishing the Statue of Liberty and Ellis Island, the entry point for millions of immigrants to America, Ron Salvatore, the president of the Stamford, Connecticut hardware, leans back in his chair and shuts his eyes for a long moment before answering.

"I know this is going to sound old-fashioned. But I guess you could sum it all up in one word: 'Pride'."



Brand Evolution

1970's



1990's



1980's



TODAY



| HARDWARE FINISHED IN US9 POLISHED BRONZE

Historical Projects

Accurate reproduces architectural hardware to original specifications of decades ago with an emphasis on preserving the historical integrity.

Often, the final product must also comply with modern codes and functionality standards. Utilizing modern equipment while honoring the principles of old world craftsmanship, Accurate sets the standard for historical hardware reproduction.



State Capitol Buildings



SOUTH CAROLINA

SOUTH CAROLINA

South Carolina is known for its Sweet Grass, found primarily along the coast and commonly used to make baskets and other handmade crafts. Accurate was honored to work on the historical restoration of the state capitol building hardware which features this significant grass as the key design element.

COLORADO

The Colorado State Capitol hardware is emblazoned with the motto 'Nil Sine Numine' or 'Nothing without the Deity' along with symbolic acorns and oak leaves. Accurate helped to restore the ornate hardware throughout the building during a major renovation over a decade ago.



COLORADO



RHODE ISLAND

RHODE ISLAND

Rhode Island is known as the 'Ocean State' and although it is the smallest, it has one of the most beautiful coastlines in the USA. Paying homage to the Gilded Age, these ornate levers can be found in the RI State House featuring waves and ornate details that Accurate masterfully restored to their original integrity.


OHIO

The state seal of Ohio features a rising sun with 13 rays symbolizing the original colonies, and wheat that stands in the foreground as a symbol of agriculture and bounty. This scene adorns the hardware found throughout the state capitol building that Accurate proudly restored to its original beauty.



OHIO

Grand Central Terminal




The White House

Custom + Bespoke Projects for Noteworthy Clients Over The Years



STEVE JOBS



WALDORF ASTORIA - NEW YORK, NY



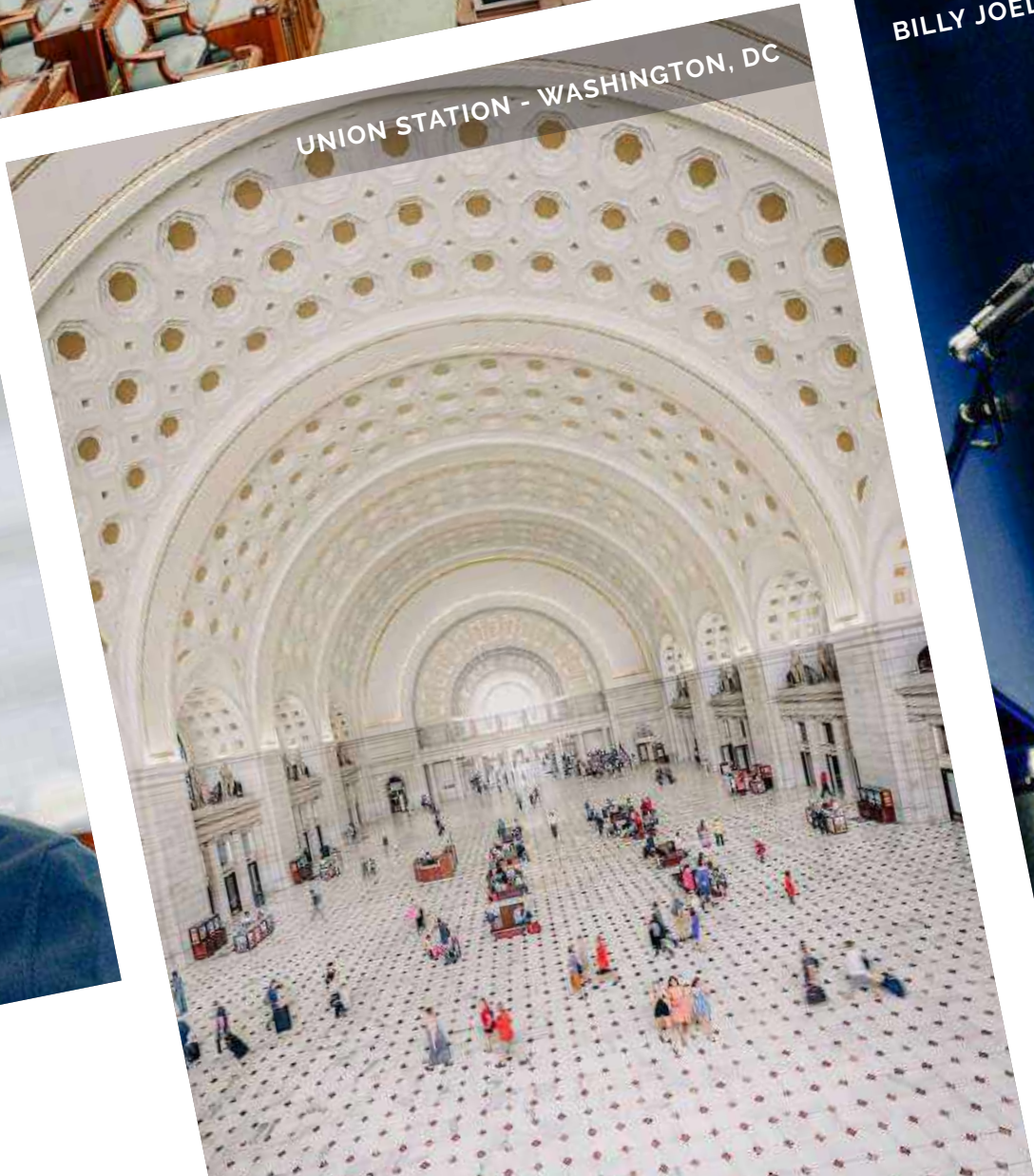
TREASURY BUILDING - WASHINGTON, DC




BILL GATES



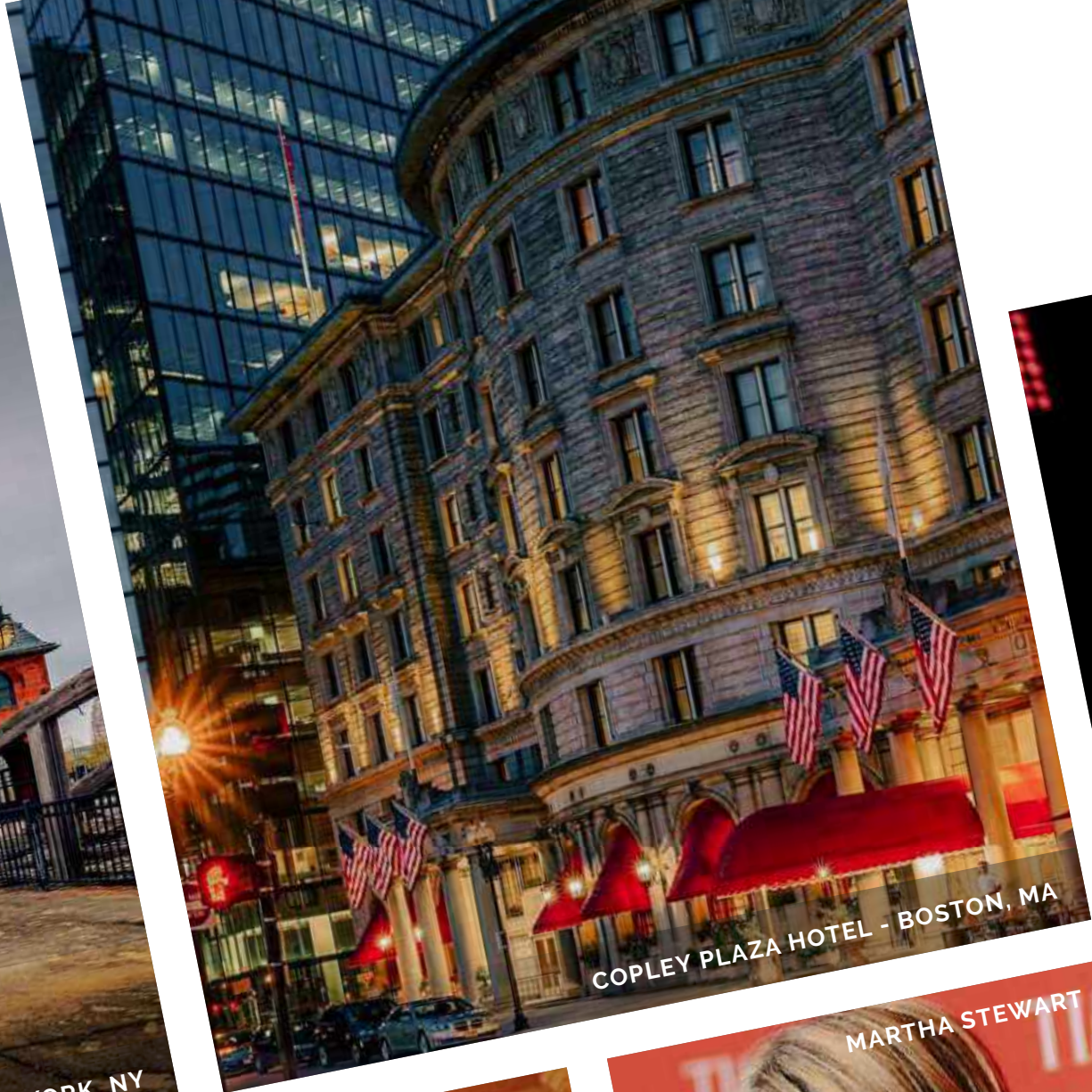
HOUSE OF COMMONS - CANADA



UNION STATION - WASHINGTON, DC



BILLY JOEL

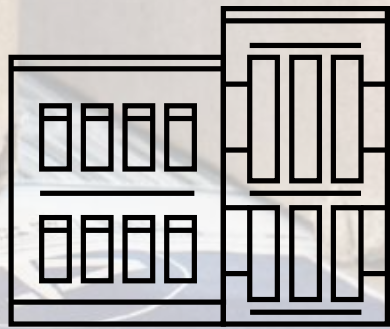




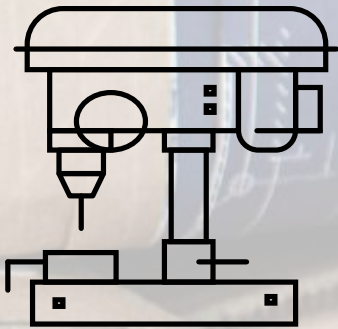
| HARDWARE FINISHED IN US5 SATIN BRASS + BLACK

PROUDLY MADE IN





2020 EXPANSION

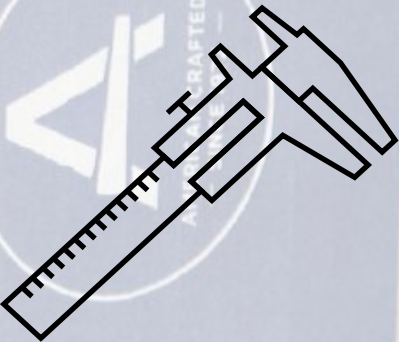


MORE EQUIPMENT

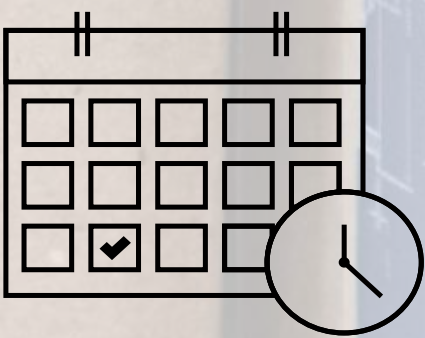
MADE IN THE USA

**BETTER, FASTER...
DON'T WAIT!**

2 WEEK STANDARD LEAD TIME



PRECISION

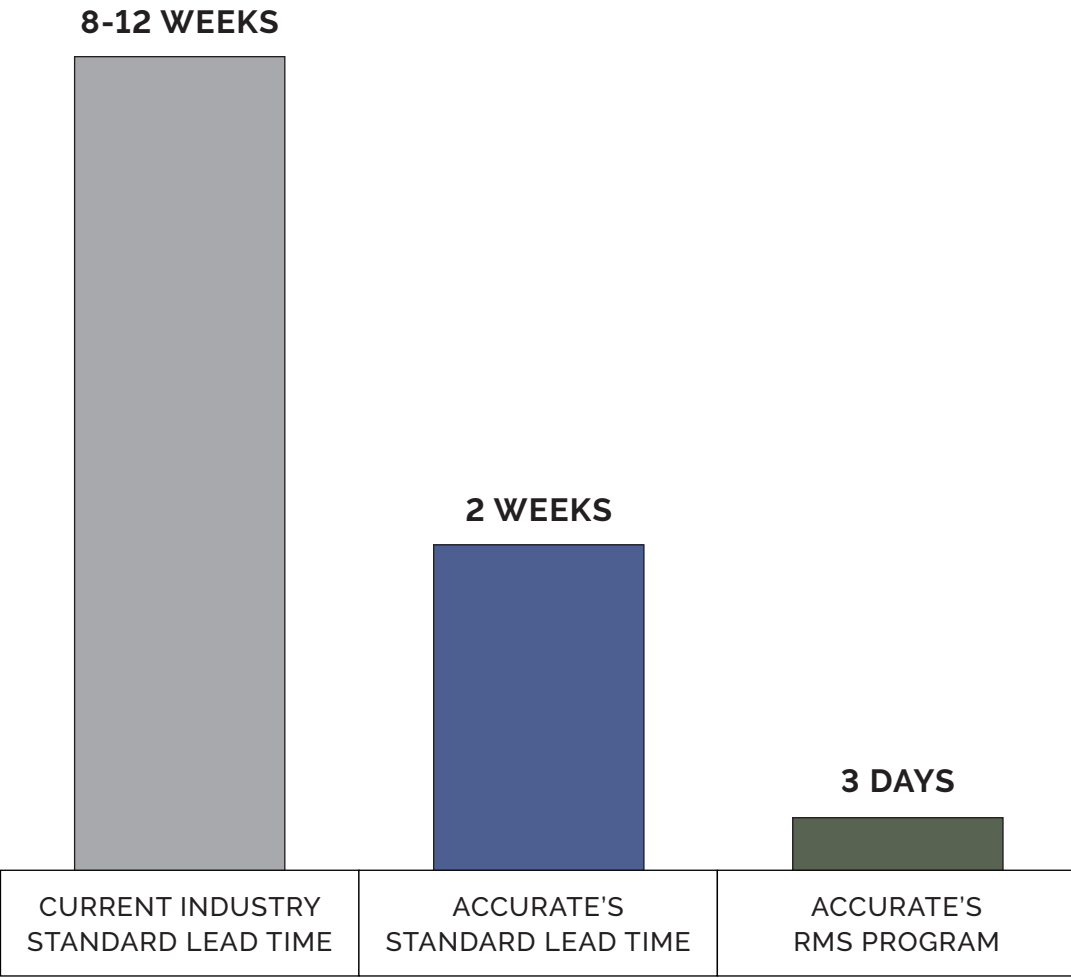


MEETING DEADLINES

Two Week Standard Lead Times

The quality you expect from American-made, with expedited shipping. We deliver when you can't wait.

Our dedication to craftsmanship sets the standard, while our modern technology ensures that we can meet the mechanical and aesthetic demands of almost any project. All raw materials are also sourced locally, enabling complete control of the process which allows us to deliver on time every time.



HOW WE DO IT

Raw Material

1 Raw brass, stainless steel, and aluminum material arrive to the factory in long solid blocks.

Machining

2 Raw material gets cut into smaller pieces and then gets machined into hardware or lock components.



Finishing

3 The final machined piece goes to our finishing department to be prepped and polished for its final finish.



Shipping

4 Once complete, the final product gets packed and prepared to ship to the customer in 2 weeks or less.

R.M.S.

Rapid Make + Ship



Accurate's 100% localized supply chain is intact and stronger than ever, maintaining high levels of inventory of both raw materials and finished parts ready for assembly to order. While maintaining our standard short lead times, we continue to bolster our Quick Ship offerings for when you need solutions in 3 days or less.



LEVER TRIM + LOCK SETS



MOTOR DRIVE
ELECTRIFIED LOCKS



MORTISE LOCKS



POCKET DOOR SETS



CRESCENT CYLINDRICAL
SET



CRESCENT MORTISE SET

RAPID MAKE + SHIP PROGRAM



DELIVERY IN 3 DAYS OR LESS



HARMON HINGES



2001ADAP SLIDING
DOOR HARDWARE SETS



LIGHT DUTY PIVOTS



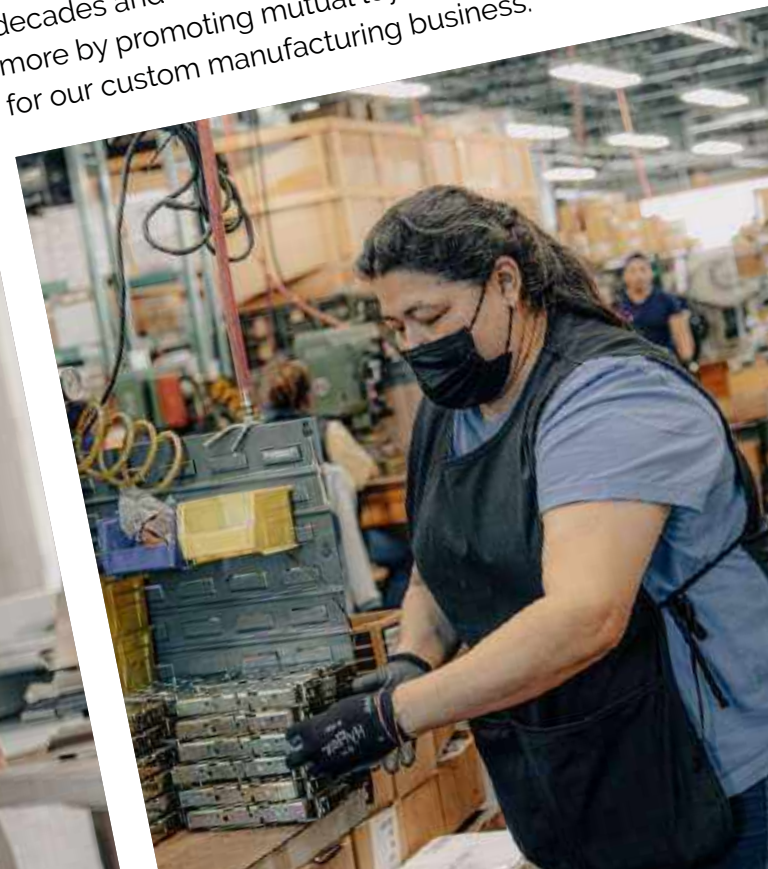

Employee Appreciation



At Accurate, we are committed to maintaining a collaborative work environment that fosters employee growth and development.



Many of our employees have been with us for decades and we hope to keep them for many more by promoting mutual loyalty and a passion for our custom manufacturing business.






New Products



RESIDENTIAL



ELECTROMECHANICAL



GLASS PATCH HARDWARE



BEHAVIORAL HEALTH



ELDERCARE

RESIDENTIAL

Accurate pocket door trim is now available with exposed, concealed, and now our innovative **Invisi-Mount** mounting system offering the simplest and cleanest installation on the market.

We just launched the **Thom Filicia for Accurate Collection** which has already garnered a great deal of press and industry accolades. This collaboration started over a year ago and marries the unique inspiration and designs of Thom and his team with the manufacturing and finishing expertise you have come to expect from Accurate to deliver an amazing collection of unique, yet intuitive door hardware sets.

Accurate SmartEntry 2.0 is set to launch in the second quarter with improvements to the user interface and simplified connectivity to allow full control over your openings from the palm of your hand from virtually anywhere in the world.

Both the **g100** and **8800 Series Roller Latches** are now offered with adjustment to address both tension and latch projection. We have also upgraded the **8800 Series Series Narrow Backset Mortise Lock** with an anti-friction latch to deliver even smoother action.

Finally, the **Accurate Tubular Latch** will be available in the second half of 2022. This product combines the simplicity of the tubular design with a variety of unique features that makes it the finest and most durable tubular latch available - stainless steel construction, lever adjustment, variable spring tension and latch projection, and less than 15 degree rotation for ease of use.

ELECTROMECHANICAL

Accurate is proud to introduce our **M1700E Motor Drive Electrified Narrow Backset Mortise Lock** for glass storefronts which will eliminate the need for unsightly electric strikes.

The **8800 Series** is now available with **Motorized Latch Retraction** with the same hands-free functionality as we were able to introduce in the g100 Series in 2021. This new functionality makes a variety of once seemingly impossible designs a reality.

Our Award Winning **Self-Latching SmartEntry for Sliding/Pocket Doors** is also available with the same great aesthetic and functionality as the original SmartEntry only now for sliding and pocket door applications.

GLASS PATCH HARDWARE

Accurate continues to offer the widest variety of standard and custom bespoke glass patch solutions to marry with the frames and partition systems offered by the majority of demountable wall system providers. **GR86, G87, and G17 Series** patches house the quality Accurate mortise locks you have come to trust integrated within a glass patch offering seamless design.

BEHAVIORAL HEALTH

Accurate's suite of ligature resistant products continue to set the industry standard for both swinging and sliding door applications. Accurate maintains the largest catalog of ligature resistant products in the industry along with the ability to customize to meet even your most challenging applications.

The patented **Accurate Crescent Handle** remains the gold standard for ligature resistance for both mortise and cylindrical door preparations. Our **Crescent Mortise** sets offer unrivaled durability when paired with our **High Security 9100 Series Locks**. Accurate ligature resistant door pulls, cabinet pulls, grab bars, and strikes offer an additional layer of protection.

The patented **LR-SDS Ligature Resistant Sliding Door System** is the only one of its kind, saving thousands of square feet in behavioral health facilities across the country and sets a new standard of modernization.

We have just introduced our **LR-SW Ligature Resistant Swinging Door System** designed for en-suite bathroom applications. This award-winning design offers privacy and unmatched durability that can be customized to your unique specifications.

ELDERCARE

We are introducing the new **SafeGlow Coating** as our first foray into the eldercare market. This phosphorescent coating applied to hardware emits a glow that charges in sunlight and lasts up to 24 hours. Door hardware that looks typical during the day, can illuminate at night clearing indicating restrooms and openings providing a sense of comfort and confidence to seniors.

IF YOU CAN DREAM IT, WE CAN MAKE IT.



Ronald M. Salvatore
Founder + Chairman



Reed M. Salvatore
CEO



Rodd Salvatore
Vice President



Thom Filicia For Accurate


Thom Filicia is known for effortlessly blending classic forms with a modern sensibility to create products and interiors that are both timely and timeless.

Influenced by the worlds of architecture, design, art and lifestyle, the Thom Filicia for Accurate collection of hardware features a balanced and inspired combination of thoughtfully executed details. Pairing design with the industry's finest manufacturing technologies at Accurate Lock & Hardware, this collection features a strong & sophisticated mix of textures, finishes and materials available for a variety of openings.

The resulting line of door hardware is one that feels elegant, smart, sexy, and sculptural, with the quality of old-world craftsmanship fused with modern technology. Each piece helping to tell a unique story and reflect a personalized point of view every time you open a door.



Product Launch and Events



The Thom Filicia for Accurate collection launched to press at the Sedgwick & Brattle Showroom in NYC this past October and then to trade at High Point Market and then to Wendover Art Showroom.

Henderson



A versatile array of faceted jewel-like Round, Square and Hexagon knobs as well as two levers in a Hexagon and Round Design .



A premium sculptural lever and knob inspired by the back detail on the classic Porsche® Carrera.

AVAILABLE IN THE FOLLOWING STYLES



Knobs



Levers




Carrera

AVAILABLE IN THE FOLLOWING STYLES



Knobs




Levers

Aurora

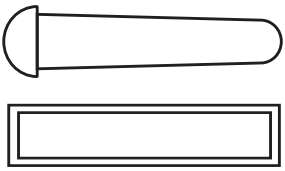


A variety of knobs and levers that feature textured faces inspired by Filicia's textiles and wallcovering collections.

AVAILABLE IN THE FOLLOWING STYLES



Knobs




Levers




A more classic knob and lever that plays into Filicia's approach to creating designs that feel timely, yet timeless.

AVAILABLE IN THE FOLLOWING STYLES



Knobs



Levers



Granby



HARDWARE FINISHED IN US26D SATIN CHROME |

M1700E

Motor Drive Electrified Narrow Backset Mortise Lock

This new introduction to our electromechanical line of mortise locks is designed for use on glass doors with aluminum stiles and eliminates the need for unsightly electric strikes.

Pair with a variety of decorative or commercial trim options to do more with less.



M8800ELR

Motor Drive Electrified Latch Retraction Narrow Backset Mortise Lock


The M8800ELR utilizes low voltage Motor Drive Electrification to retract the latch of the mechanical lock for easy access when presenting a credential. The outside trim is rigid, active lever on interior. It is ideal for power operated openings that facilitate accessibility/ADA compliance in commercial settings. The lock also features 'continuous duty' available for doors on hold open schedules. In a residential setting, this lock is popular on special function openings like wine rooms and offices.



SmartEntry 2.0

Second Generation with Improved Connectivity


SmartEntry by Accurate technology continues to evolve with improvements to the user interface and simplified connectivity to allow full control over your openings from the palm of your hand from virtually anywhere in the world.




SL-SM9159E

Self-Latching Smartphone Mortise Lock for Sliding + Pocket Doors

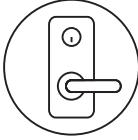
As the leading smartphone-operated system for sliding door mortise locks, the SmartEntry combines Accurate's mechanical expertise with industry leading technology. The batter-powered smartlock features keyless entry via Bluetooth communication that is controlled by a proprietary app for ease and convenience. Keeping design top of mind, this lock is compatible with almost any style sectional trim and has no exposed electronics.

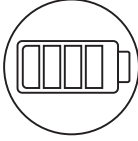



  IOS + ANDROID COMPATIBLE

 ADMIN CAN PROVIDE ACCESS TO UP TO 25 USERS 24/7 OR ON A SCHEDULE

 LOCAL ACCESS VIA BLUETOOTH

 COMPATIBLE WITH SECTIONAL, ADA, AND FLUSH PULL TRIM CONFIGURATIONS

 BATTERY OPERATED WITH APP INDICATOR

 CONTROL LOCK REMOTELY FROM ANYWHERE IN THE WORLD

2020



SMARTENTRY™
by ACCURATE

SmartEntry Awards

2021



SM9159E for Swinging Doors



SL-SM9159E Self-Latching Smartphone Mortise Lock for Sliding + Pocket Doors



ELECTRIFIED LOCKS

9100ARL

Adjustable Roller Latch Lock

Roller latch locks are now available with an adjustment to address both tension and latch projection. Designed for doors that do not have any active levers, knobs or thumb latches, the Adjustable Roller Latch can help control door gaps caused by wind, weather and climate changes and maintain security. Available for 9100 and 8800 Series Roller Latch Mortise Locks.



8800

NEW LATCH

Narrow Backset Mortise Lock with New Anti-Friction Latch Bolt

The popular lock for narrow stile doors will now feature an anti-friction latch to match the 9100 Grade 1 Mortise Lock. This smoother, upgraded latch will result in more reliable closing, higher performance and overall better operation by reducing friction when it engages with the strike. Pair with Accurate lever trim in a variety of finishes and functions.



2022TL

Tubular Latch

COMING SOON

The tubular latch combines the simplicity of tubular design with a variety of unique features that makes it the most durable product of its kind on the market.

BENEFITS

- Stainless Steel Construction
- Variable Spring Tension + Latch Projection
- Field Adjustable Levers
- Less than 15° rotation for ease of use



Invisi-Mount Flush Pulls

Pocket door trim is now available with Invisi-Mount innovative mounting system offering the simplest and cleanest installation on the market. Utilizing magnets for secure and precise installation, this is an upgrade to exposed or concealed fastener options.



CONCEALED



STANDARD

INVISI-MOUNT

Glass Patch Hardware Sets

Accurate continues to offer the widest variety of standard and custom bespoke glass patch solutions to marry with the frames and partition systems offered by the majority of demountable wall system providers. GR86, G87, and G17 Series patches house the quality Accurate mortise locks you have come to trust integrated within a glass patch offering seamless design.

APPLICABLE FINISHES



US28




ESN



US19

AVAILABLE FOR

- Swinging Doors
- Sliding Doors
- Narrow Backset Applications
- Aluminum Stile Doors
- Complete Sets
- Patches for Other Manufacturers' Locks



GLASS PATCH HARDWARE SETS



| HARDWARE FINISHED IN US19.M BLACK OXIDIZED AND MATTE LACQUERED

LR-SW

Ligature Resistant Swinging Door

Designed to be a heavy-duty, cost-effective solution that provides increased safety and privacy in the bathroom. This swinging door solution can hold over 300lbs of weight and operates without springs, which removes possible ligature points and allows the door to swing in both directions. It can open to 90° in either direction, stay open by design, and when moved to approximately 60° will self-close centered to the opening.



TOP



BOTTOM

DOOR MATERIAL OPTIONS

1

2

3

1

 BLACK PLASTIC

2

 FROSTED POLYCARBONATE

3

 ALUMINUM
Simulated wood finish option

2017

Ligature Resistant
Sliding Door System



“

Our behavioral healthcare product line continues to focus on improving safety while enhancing patient dignity. Recognized by leading organizations as the gold standard, we strive to create solutions that exceed compliance guidelines in an effort to eliminate long term risk.

- Reed M. Salvatore, CEO

2018

Ligature Resistant
Sliding Door System



Ligature Resistant Sliding
Door System Fast Frame Kit



Ligature Resistant Strike



2019

Ligature Resistant
Exit Device



Ligature Resistant
Sliding Door System



TouchEntry by Accurate



Behavioral Health
Awards

2021

Ligature Resistant Swinging Door System



SAFEGLOW

Enhancing the Visibility of Openings


SafeGlow is a phosphorescent coating applied to door hardware to enhance visibility in both dark and dimly lit areas. Developed to improve the safety of elderly occupants by emitting a glow that lasts for up to 24 hours – making it ideal for acute and senior living centers. It is also scratch and scuff resistant for durability in high use environments.

When applied to hardware, this protective coating can provide a sense of comfort and confidence when using the restroom or accessing openings at night.

It charges using sunlight or ordinary indoor lighting, requiring only 10 minutes to charge and can last up to 24 hours. It acts as a night light in a room that never has to be plugged in, also making it useful during power outages. This factory applied coating can be used on almost any surface.



LIGHTS ON




LIGHTS OFF

AVAILABLE COLORS



NO WIRES, SWITCHES OR
SPECIAL LIGHTING



Cerakote

Protective Ceramic Coating

Cerakote is the world's strongest thin-film ceramic finish, commonly used on firearms. Offered in glass or matte coating, Cerakote provides an extra layer of finish protection to improve the overall durability, resilience, and beauty of door hardware.

BENEFITS

- **Better overall wearability** than powder coating, lacquer, or oil
- **Impact + scratch resistant** - no chipping, peeling, or denting
- **Corrosion resistant** - harder finish clear coating
- **Chemical resistant** - can be cleaned with a variety of solutions

IDEAL APPLICATIONS

- Exterior Entry Doors
- Frequently Used Commercial Doors
- Historic Reproductions
- Waterfront Residences + Buildings

APPLICABLE FINISHES

				
US4	US10	US19	TB	TN
				
US3	US10B	US19LL	US5	US15A
				
US9	US15	BB	BN	DURO

US19LL

Introducing New Black Finishes

New saturated black finishes (less lines) that have an incredibly solid, deep rich tone and available in gloss or matte options.

Standard US19 (not pictured) has a brushed linear base and is available with gloss or matte lacquer and optional Cerakote protective coating.



Saturated finish, black oxidized and gloss lacquered



Saturated finish, black oxidized and matte lacquered



Saturated finish, black oxidized and Cerakote Gloss (CG) protective coating



Saturated finish, black oxidized and Cerakote Matte (CM) protective coating



