






<p>CAMS</p> <p>All Accurate locks use standard mortise cylinders with either a clover leaf cam (supplied by Accurate) or a standard straight cam (supplied by others).</p>	 <p>CLOVER LEAF CAM</p>	 <p>STANDARD STRAIGHT CAM</p>	 <p>17 CAM</p>
9000/9100, 9000SEC/9100SEC, SL9000/SL9100 Series <i>All Functions with a Deadbolt (9101, 9102, 9103, 9122, 9124, 9134, 9139, 9167)</i>	•		
9000/9100, 9000SEC/9100SEC Series <i>All functions without a Deadbolt (9142, 9145, 9156, 9159)</i>	•	•	
9000BDL/9100BDL, 9000ADAL/9100ADAL Series	•		
SM9059E, SL-M9059E/SL-M915XE, SL-SM9059E/SL-SM9159E Series	•	•	
8700/8800, SL8700/SL8800 Series <i>All Functions with a Deadbolt (8801, 8802, 8803, 8822, 8824, 8839, 8848)</i>	•		
8700/8800, SL8700/SL8800 Series <i>All Functions without a Deadbolt (8842, 8845, 8856, 8859)</i>	•	•	
8500/8600 Series		•	
1500, 1600, 1756, 1757, 1758, 1759, M1700E, SL1700SDL, G1756, G1757, G1758, G1759			•
1745, 1750, 1753, G1745, G1750, G1753	•		
2001/2002 Series	•		
7800 Series		•	
9500 Series Deadlocks	•		
7200 Series Deadlocks	•		
336, 338, 322, 324 Series		•	
8978		•	

CLOVER LEAF CAM EQUIVALENCY CHART

CYLINDER MANUFACTURER	CLOVER LEAF EQUIVALENT
Arrow Interchangeable Core	002
Baldwin	8300-509-EMHT
Best Access Systems	C258
Corbin Conventional	A01
Falcon Conventional	A20069-000-00
Falcon I/C	A12667-011-00
Kaba Ilco	19
Lori Lock	03
Marks	2102-C
Medeco	CT-Zoo
Sargent Conventional	13-0921
Schlage Conventional	B520-233
Schlage I/C	B520-253
Schlage Primus	B520-309